




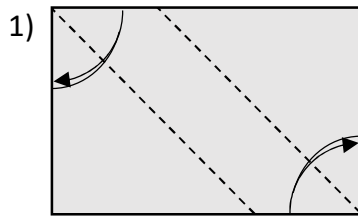
Variant of Whirlpool by Ekaterina Lukasheva (Kusudama)



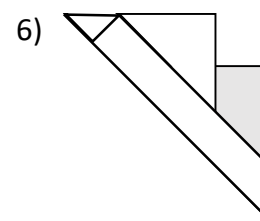
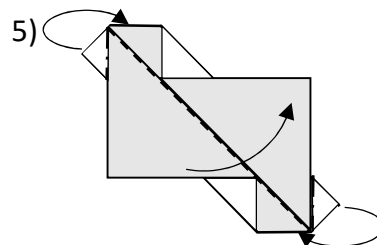
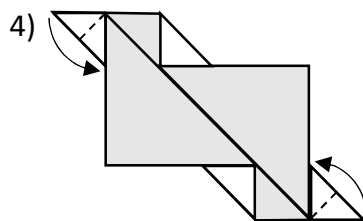
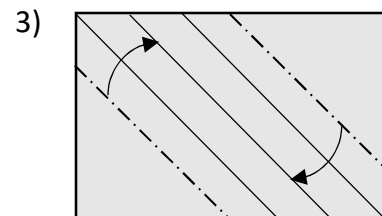
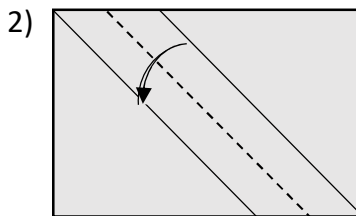
Background: The “Whirlpool” model in Lukasheva’s book “Kusudama Origami” wastes some paper, resulting in medium-sized wings, as shown at top left. The variant described here avoids this, resulting in larger wings, as shown at top right, but flaps and pockets are a bit smaller than in the original model.

Paper ratio: use 3:2 as in the diagrams below, or closer to 1:1. The more square-like the ratio is, the larger the wings and the smaller the central bar, i.e., pockets and flaps, get.

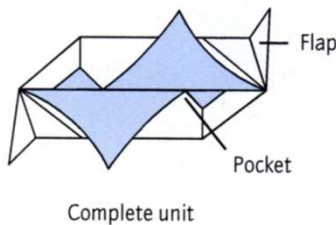
30 units are needed.



Coloured side up.



Final shape.



Put units together analogously
to original Whirlpool.

